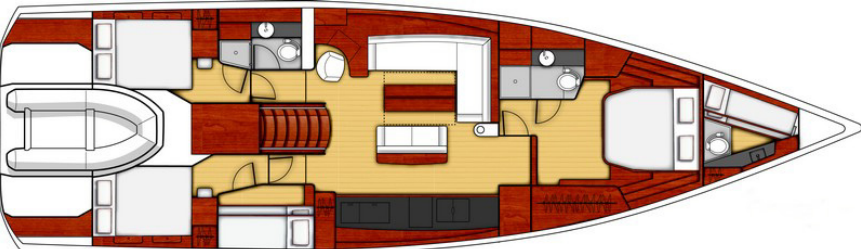
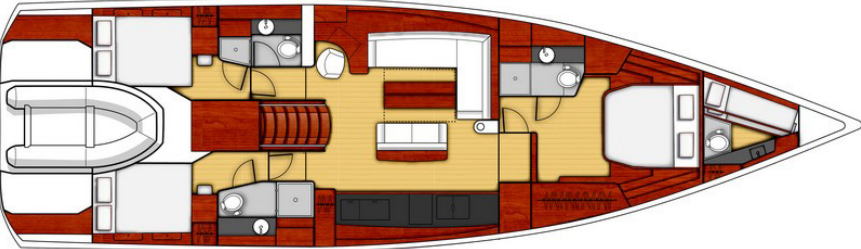
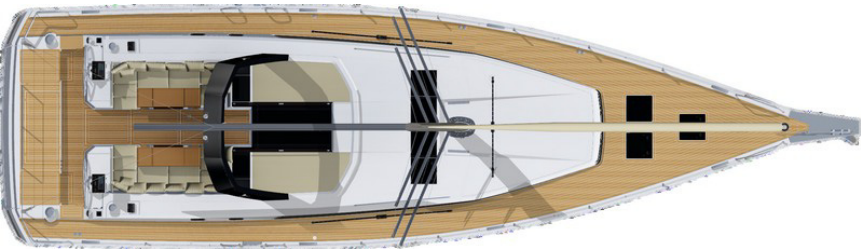


Oceanis Yacht⁶²





General specifications*

• L.O.A max	19,07 m	62'7"
• Hull length:	18,12 m	59'5"
• L.W.L.:	17,29 m	56'9"
• Beam:	5,33 m	17'6"
• Deep draught:	2,90 m	9'6"
• Deep ballast weight:	5 900 kg	13,004 lbs
• Shallow draught:	2,30 m	7'7"
• Shallow ballast weight:	6 800 kg	14,987 lbs
• Air draught:	27,40 m	89'11"
• Light displacement (EC):	24 170 kg	53,286 lbs
• Fuel capacity:	1 000 L	264 US Gal
• Fresh water capacity:	1 060 L	280 US Gal
• Engine power (shaft line):	160 HP	160 HP

Standard sail layout and area*

• Mainsail:	94,30 m ²	1,030 sq ft
• Genoa (105%):	87,60 m ²	943 sq ft
• Asymmetrical spinnaker (option):	250 m ²	2,583 sq ft
• Staysail (option):	38,70 m ²	417 sq ft
• I	23,59 m	77'5"
• J	7,21 m	23'8"
• P	23 m	75'6"
• E	7 m	23'

Architects / Designers

- Naval Architect: Berret-Racoupeau Yacht Design
- Design: Andreani Design

CE Certification*

- Category A: 12 people
- Category B: 13 people
- Category C: 14 people

* Provisional specifications, boat in process of certification.

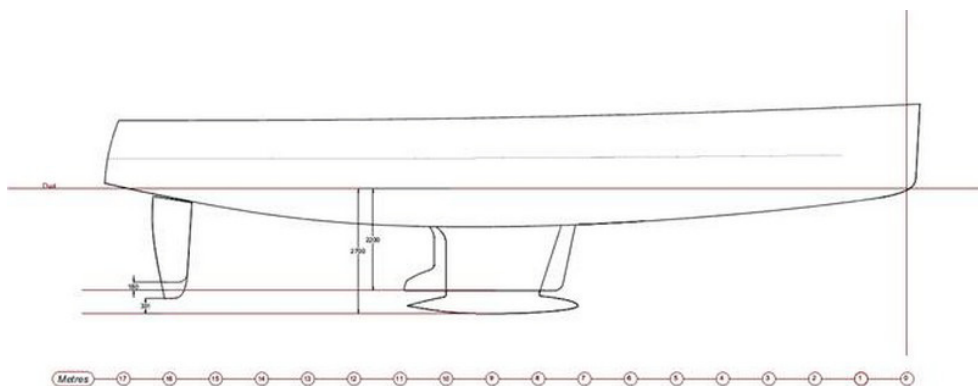


BENETEAU CONSTRUCTION

Design in accordance with European Directive requirements and according to CE certification.

Composition: Polyester resin

- Infused balsa sandwich hull
- Infused solid laminate base of hull
- Deck in balsa and fiberglass sandwich covered in "diamond point" type non-slip surface
- Screwed, glued and bolted polyester hull-to-deck joint
- Cast iron keel fixed with bolts and stainless steel backing plates
- Twin rudders hung with stainless steel stock
- White hull



Provisional General Equipment

Oceanis Yacht⁶²

DECK FITTINGS

All the sail trim of the Oceanis 62 is brought back to the helm stations

Teak with black caulking

Rigging

- Traditional $\frac{9}{10}$ ths tapered anodised aluminium mast - deck-stepped - 3 sets of swept back spreaders, steaming light
- Folding mast steps
- Anodised aluminium boom
- Stainless steel standing rigging
- Single backstay split to bridle (hydraulic option)
- Rigid boom vang (hydraulic option)
- Genoa furler (electrical option) - drum on deck
- 2 Stand-up blocks for mainsail on fixed composite arch
- 2 Genoa tracks with piston adjusted traveller cars - 2 genoa sheet turning blocks
- Complete running rigging:
 - 2:1 Dyneema purchase mainsail halyard
 - Dyneema genoa halyard on tensioning rail
 - Boom topping lift
 - Mainsheet
 - 2 Genoa sheets (2 single-line reef - 1 dual-line reef)
- 9 Jammers (2 as an option for staysail halyard and spinnaker halyard)
- 2 Rope tail bags
- Preparation for downwind sail rigging (asymmetrical spinnaker - Code 0)



BENETEAU

Sails

- Dacron furling genoa, double thickness with UV protection strip
- Fully-battened Dacron mainsail with logo, double thickness
- Lazy Jack and Lazy Bag in Natural colour

Winches

(accessible from each helm station)

- 2 Genoa sheet manual winches (Code 0 / Spinnaker) - self tailing 70.2 STC
- 2 Manual manoeuvre winches - 46.2 STC
- 2 Speedgrip winch handles
- 2 Winch handle boxes

Mooring lines - Mooring

- Stainless steel bowsprit with single stem roller, Tack for asymmetrical spinnaker or Code 0
- Self-draining chain locker
- Lockable access panel to the chain locker in the sail locker
- 24 V - 2 000 W vertical electrical windlass - Remote control
- 8 aluminium mooring cleats (400mm / 1'4")

Provisional General Equipment

Oceanis Yacht⁶²

Fore sail locker

- Access through deck hatch (T70), Passage width: 62 cm / 2'
- Stainless steel ladder
- Locker fitted with stowage designed for lines, fenders, cushions, sails, etc.
- Direct access to the anchor well, Panel: T44

Safety on deck

- 1 Stainless steel pulpit in 2 parts, open at the bow (750mm - 28 mm diameter)
- 2 Stainless steel pushpits (750mm - 28 mm diameter)
- 1 Lifebuoys support bracket
- 1 Ensign mount
- Triple guard wires and stainless steel stanchions (Height: 750mm) - openings in guardrail to port and starboard
- 4 Stainless steel handrails on deck:
 - 2 on the coachroof
 - 2 each side of the forward sun pad
- 4 Stainless steel handrails on fixed arch



BENETEAU

Cockpit

- Self-draining cockpit, natural solid wood decked
- Liferaft stowage in locker in the cockpit sole
- 2 Lockers in the return of the cockpit seats, gas strut opening
- 1 Locker beside the port helm console
- 1 Gas locker beside the starboard helm console
- 2 Natural solid wood slatted cockpit benches
- 2 Helm stations:
 - Steering wheels in stainless steel, 1100 mm / 37" diameter
 - Leather covered
 - Steering lock
 - Cable transmission system
 - Rope tail locker
 - Cup holder
- Deck plates for tiller system - Emergency steering
- Engine throttle and control panel to starboard
- 2 Solid wood cockpit tables with fixed leg (option to convert to sunpad):
 - 2 Leaves
 - Handrails
 - Cup holders under leaves
- LED lighting under arch & LED lights in cockpit, transom, and forward sun pad
- PMMA companionway doors & sliding companionway hatch

Provisional General Equipment

Oceanis Yacht⁶²

Aft cockpit

- Large stowage locker under aft central seat (optional outside galley module) - Gas strut opening
- 2 Lifting helm seats for access to the bathing platform steps
- Shore power socket

Aft transom

- Access to the sea from electric fully opening transom with gas strut, converting to bathing platform
- 1 Steps behind each helm station
- Access to the tender garage
- Solid wood bathing platform
- 1 Built-in stainless steel bathing ladder
- 1 Hot and cold cockpit shower

Tender garage

- 1 Access hatch in the cockpit sole between the 2 helm stations for access without opening aft platform
- Tender garage: 3,49 x 1,70 m / 11'5" x 5'7"
- 3 Lights
- Canvas cover to close tender compartment and textile stowage bags



BENETEAU

INTERIOR

Alpi Moabi satin woodwork
 Milano oak laminated floors
 Commando natural upholstery with Météor grey piping
 Ceiling, hull and bulkheads coated with Météor grey and beige fabric linings
 LED lights

Companionway

- Headroom: 2,08 m / 6'10"
- Wooden companionway with 6 moulded wood steps
- Météor grey leather sheathed stainless steel companionway handrails

Port saloon

- Headroom: 2,06 m / 6'9"
- L-shaped saloon bench seat with armrests
- Central settee with armrests
- Central unit with built-in bar
- Wooden saloon table (varnished top, 2 fixed aluminium legs)
- Open storage compartment along the hull - Storage space under seats and sofa
- 1 Panoramic skylight with blackout blinds / mosquito nets at the forward
- 3 Large hull portholes with blackout blinds
- 1 Fixed coachroof side window with pleated blind
- 1 Opening porthole in side window
- Météor grey mast cover, built-in bookshelf, LED strip
- 3 LED reading lights
- 11 LED ceiling lights
- 1 LED strip lights under upper lockers
- 1 230 V socket

Chart table (Port side)

- Opening lid - miscellaneous locker - storage - Moulded wood fiddle with Météor leather sheathed stainless steel railing
- Swivelling navigator seat
- Electrical panel with all on-board functions, back-lit
- Navigation instrument panel (optional instruments)
- 1 coachroof window
- 2 USB charging sockets
- 1 LED reading light
- 3 LED ceiling lights
- 1 230 V socket



Galley

- Headroom: 2,06 m / 6'9"
- 2 Météor leather sheathed stainless steel handrails
- Oven / grill / hob with 3 burners on stainless steel Luxe mounting (retractable top and front)
- Cupboard and drawers for pans and lids
- Compartmental bins
- Cooler with cooling unit (1 x 300 L - 2 openings from the top, 1 front door)
- Lacquered upper units
- Corian Deep Mink work top with built-in fiddles
- Large rectangular stainless steel sink, with hot/cold water mixer tap (2 covers in Corian)
- 3 Hull portholes with blackout blinds
- 1 Fixed coachroof side window with blind
- 5 LED ceiling lights
- 1 LED strip light under upper lockers
- 2 x 2 Sockets 230V

Technical locker

- Near the aft starboard cabin entrance
- Access to all the circuit breakers and electrical panel + generator room
- 3 LED ceiling lights

Starboard area at the bottom of the companionway

- 1 Oilskin locker + shelf with fiddle

Forecabin entrance

- 1 Large storage cupboard, 2 doors (replaced by washer dryer or fridge depending on chosen options)
- 1 Bottle storage under floor
- 1 LED ceiling light


**BENETEAU****Owner's cabin**

- Headroom: 2,11 m / 6'11"
- Central double bed (2,05 x 1,72 m / 6'9" x 5'8" - bed head facing forwards) - slatted bed base - marine mattress (thickness: 120mm / 5")
- Shelving - drawers - miscellaneous locker - 2 drawers under the bed
- Opening of the bed assisted by gas strut for technical equipment under the bed
- To starboard: wardrobe, cupboard, shoe cabinet - to port: hanging locker
- Large mirror on entrance bulkhead
- 2 Hull portholes with Roman blackout blinds
- 2 Opening deck hatches with blackout blinds / mosquito nets
- 4 Fixed coachroof windows with curtains
- Indirect lighting
- 5 LED ceiling lights
- 2 LED reading lights, 2 bedside lights
- 1 LED strip lights under upper lockers
- 1 Dorade
- 1 230 V socket, 4 USB ports

A furnishing option may be added against the entrance bulkhead: Sideboard, or Desk with seat, or Sofa.

Forward owner's head compartment

- Headroom: 2,21 m / 7'3"
- Private head en-suite from forward cabin
- Separate shower: moulded shower tray - hot/cold water mixer tap - shower screen
- Teak slatted seat and shower flooring
- Manual toilet
- 1 Basin - Work top in Corian Deep Mink - hot/cold water mixer tap
- 2 Mirrors
- Toilet accessories - towel rail - peg
- Cupboards - shelving
- 1 Opening deck hatch with blackout blind / mosquito net
- 1 Fixed translucent coachroof window
- 1 Hull port with blackout blind
- 3 LED ceiling lights
- 1 LED strip light under mirrors
- 1 230 V socket
- 1 Dorade

**Port aft cabin**

- Headroom: 1,91 m / 6'3"
- 1 Double bed (2,42 x 1,40 m / 7'11" x 4'7") - slatted bed base - marine mattress (thickness: 120mm / 5")
- Hanging locker - Shelving - Drawer under the bed
- 1 Opening porthole into cockpit with blackout curtain
- 1 Opening porthole to coachroof with blackout blind
- 3 Hull portholes, 1 with a blackout curtain
- Light tunnel with 2 fixed windows, stowage compartment, technical access hatch and blackout blind
- 3 LED ceiling lights
- 2 LED reading lights
- 1 LED strip light in ceiling
- 1 230 V socket, 2 USB ports

Aft port head compartment

- Headroom: 2,15 m / 7'1"
- Private heads en-suite from the port side cabin + access through saloon
- Separate shower: moulded shower tray - hot/cold water mixer tap - shower screen
- Teak slatted seat and shower flooring
- Manual toilet
- 1 Washbasin - Work top in Corian Deep Mink - Hot/cold water mixer tap
- 2 Mirrors
- Toilet accessories - towel rail - peg
- Cupboards - shelving
- 1 Opening coachroof port with blackout blind
- 1 Hull port with blind
- 3 LED ceiling lights
- 1 LED strip light under mirrors
- 1 230 V socket



BENETEAU

Starboard aft cabin

- Headroom: 1,91 m / 6'3"
- 1 Double bed (2,04 x 1,40 m / 6'8" x 4'7") - slatted bed base - marine mattress (thickness: 120mm / 5")
- Hanging locker - shelving - drawer under the bed
- 1 Opening porthole into cockpit with blackout curtain
- 1 Opening porthole to coachroof with blackout blind
- 3 Hull portholes, 1 with a blackout curtain
- Light tunnel with 1 fixed windows, stowage compartment, technical access hatch and blackout blind
- 3 LED ceiling lights
- 2 LED reading lights
- 1 LED strip light in ceiling
- 1 230 V socket, 2 USB ports

Aft starboard head compartment

- Headroom: 2,15 m / 7'1"
- Private head compartment accessible from starboard aft cabin
- Separate shower: moulded shower tray - hot/cold water mixer tap - shower screen
- Teak slatted seat and shower flooring
- Tecma electric toilet
- 1 Rigid holding tank (80 L / 21 US Gal)
- 1 Washbasin - Work top in Corian Deep Mink - Hot/cold water mixer tap
- 2 Mirrors
- Toilet accessories - towel rail - peg
- Cupboards - shelving
- 1 Opening coachroof port
- 1 Hull port with blind
- 3 LED ceiling lights
- 1 LED strip light under mirrors
- 1 230 V socket

Bunk cabin

- Headroom: 2,15 m / 7'1"
- Bunk beds - marine mattress
- Shelving
- Full height hanging locker
- Storage under the floor
- 1 Opening coachroof port with blackout blind
- 1 Hull port with blind
- 3 LED ceiling lights
- 2 LED reading lights
- 1 230 V socket





BENETEAU

ELECTRICITY

- 12 V circuit
- 24 V circuit
- 230 V circuit
- Ducts with mouse lines for threading cables of electrics or navigation electronics optional extras
- 1 230 V electrical panel: breaker - voltmeter
- 1 24 V electrical panel: breaker - voltmeter - water gauge - fuel gauge - 24 v charging current and consumption current measurement
- Compartment for fitting electrical controls in starboard technical area

12 V circuit (engine start)

- Standard equipment:
- 1 Engine battery (12 V - 140 Amps)
- Battery switch (from the port side aft cabin)
- 1 Battery charger (12 V - 25 Amps) in starboard technical area

24 V circuit

- Standard equipment: electric windlass - pumps - navigation lights - lighting - refrigeration units
- 1 Service 24V battery set - 280 Amps (12 V - 4 x 140 Amperes batteries)
- Battery switch (from the port side aft cabin)
- Power distributor (24 V) in starboard technical area
- 1 Battery charger (24 V - 60 Amps) in starboard technical area

230 V circuit

- Standard equipment: Sockets 230V - water heater
- Sockets 230V:
Forward cabin x 1, Fore head x 1, Port saloon x 1, Galley x 4, Chart table x 1, Port aft cabin x 1, Aft port head compartment x 1, Starboard aft cabin x 1, Aft starboard head compartment x 1

Lights

- LED interior lights: overhead lights, reading lights
- LED courtesy lights: under the companionway steps, in the hanging lockers
- Outside lighting:
 - LED: 3 lighting under fixed arch, courtesy light in cockpit
 - Standard bulb: deck floodlight at mid mast
 - LED navigation lights - control from the chart table
 - 1 LED all horizon mast head light
 - 1 LED mid-mast automatic top light
 - 1 LED stern light on aft starboard pulpit

ENGINE

- Engine Yanmar: 160 HP, 6 cylinders, propeller shaft
- Engine electrical control and switchboard at the starboard helm (dual controls on port side option)
- Bow thruster
- Engine compartment: foam soundproofing: 40mm - ventilation: 4 air intakes & 2 air extractors
- 1 Alternator (12 V - 150 Amps)
- 1 Alternator (24 V - 90 Amps)
- 3 Fuel tanks (2 x 230 L + 1 x 540 L / 2 x 61 US Gal + 1 x 143 US Gal) - Electronic gauge - 3 Deck fillers - Tank selection with "¼ turn" by-pass valves
- Filters: Sea water - Diesel - Water separator
- 3 feathering blades propeller
- Access to the engine compartment: Companionway (gas strut opening) & starboard machinery compartment

PLUMBING

- 4 rotomoulded freshwater tanks (1 x 400 L + 3 x 200 L / 1 x 106 US Gal + 3 x 53 US Gal) - 4 Deck fillers - Tank selection with "¼ turn" by-pass valves
- Pressurised electric water pump - expansion tank - inline filter
- 60 L Electric calorifier (16 US Gal)
- 1 Rigid 80 L / 21 US Gal black water holding tank for each WC
- Automatic electric shower drain pumps - time delay
- 2 Electric bilge pumps - 1 manual bilge pump

GAS

- Gas bottle locker in cockpit
- Regulator and safety tap



BENETEAU

TRIM LEVEL

Exclusive Trim level

- 2 Electric genoa sheet winches (H70.2 STCEH)
- 1 Port electric coachroof winch (H50.2 STCEH)
- Windlass control in cockpit with chain counter
- Inflater / deflater for tender
- Cockpit fridge near the port helm station. 40 L, top opening
- 2 Sunbed mattresses for companionway, Diamante Snow
- 2 Tecma electric toilets (Owner's head compartment + Aft port head compartment)
- 4 Additional service batteries (12 V / 140 Amps) + Charger 24 V (60 Amps)
- Standard batteries replaced by gel batteries (all the batteries are now 120 Amps)
- Fusion stereo + 2 Bose 2.1 interior loudspeakers + 6 Waterproof loudspeakers (2 Bose 2.1 loudspeakers under seats near the companionway, 2 Fusion loudspeakers at the helm stations + 2 Fusion loudspeakers at the foot of mast) + Converter 24/12 V (50 Amps)
- Additional LED indirect lighting, in forward cabin & saloon
- Padded headboard in owner's cabin + aft cabins

PACKS

Electronic pack A: B&G

- Port and starboard helm stations:
 - 1 GRP pod for navigation instruments on stainless steel stand, 2 Built-in stainless steel handrails
 - 1 Zeus 12" multifunction wide screen (GPS, Chart plotter, Chart reader - Navionics Silver cartography included)
 - 1 Graphic H5000 display
- H5000 unit (Vessel Management Unit, Log, Speedometer, Temperature, Windvane, Anemometer)
- Wifi interface
- PC interface

Pilot pack

- H5000 auto pilot with control at the 2 steering positions
- WR 10 Wireless autopilot remote control

Premium Trim level

Includes Exclusive Trim level +:

- Retractable aluminium cleats replacing the standard ones
- Fresh/sea water pump for deck cleaning
- Electric lateral blinds in the saloon
- Safe in the forward cabin
- Luxe doors with leather lining
- Inverter (2 000 VA)
- Galley: freshwater filter

Electronic pack B: B&G

- Chart table: 1 MO16T Multifunction screen (GPS, Chart plotter, Chart reader - Navionics Silver cartography included)
- B&G ZC2-series remote keyboard
- Black Box

**BENETEAU****EXTERIOR OPTIONS & NAVIGATION ELECTRONICS****Rigging**

- Anodised furling mast with Hydranet Mainsail and Genoa**
- Black or white lacquered mast with in-mast furling, with Hydranet mainsail and genoa**
- Grey lacquered canoe boom for aluminium standard mast, hydraulic boom vang
- Classic white or black lacquered mast with canoe boom and hydraulic boom vang
- Carbon mast
- In-boom furling
- Hydraulic boom vang for standard classic aluminium mast
- Electric genoa furling system
- Asymmetrical spinnaker rigging + Code 0 rigging
- Self-tacking jib hardware
- Self-tacking staysail rigging
- Hydraulic backstay*
- Genoa sheet track leads adjustable from the cockpit
- LED spreader lighting on all levels, matching the mast finishing
- Flag halyards

* *Except on mast with in-mast furling*

** *no hydraulic boom vang or canoe boom with self-furling masts*

Sails

- Hydranet tri-radial cut mainsail and genoa, for classical mast (in lieu of standard)
- Asymmetrical spinnaker
- Laminated Mylar/Taffetas code 0 with furling drum
- Hydranet self-tacking jib (replacing genoa). Compatible with traditional mast and mast with in-mast furling
- Hydranet self-tacking staysail with manual furling + fixed forestay
- Hydranet self-tacking staysail with electric furling + fixed forestay

Winches

- 1 Starboard electric coachroof winch (H50.2 STCEH), replacing the manual winch
- 1 Rewind manoeuvring electric winch on port side (H46.2 STCEH)

Hull - Deck

- Short ballast
- Pearl grey or grey blue hull
- Metallic hull paint
- Slatted solid wood on coachroof
- Slatted solid wood side decks
- Stern thruster
- Side access ladders
- Rope cutter
- Underwater lights (x 4)
- Telescopic hydraulic gangway
- Complete mooring kit (Delta 40 kg stainless steel anchor, 100m chains, 10 fenders)
- Fresh/sea water pump for deck cleaning

Tender garage

- Dinghy ramp (rollers in the garage door + electric winch in the tender garage + control)
- Williams Tender (2,85 m / 9'4")

Cockpit

- Cockpit galley: Electric plancha + Sink + 1 Secret (pop-up) LED lighting
- Black or white composite steering wheels
- Carbon steering wheels
- Hard top, canvas opening roof, integrated lights
- Mist spray for hard top
- Rigid windscreen
- Spayhood for rigid windscreen + grey Sunworker curtain
- Luxe Coachroof sprayhood, Charcoal grey
- Grey PVC wheel covers
- Luxe bimini, Charcoal Grey (with shade sides)
- Complete Luxe bimini closing (sides and aft closing), Charcoal Grey
- Cockpit cove (wintering awning)
- Grey PVC cockpit table cover
- Cockpit upholstery + Diamante Snow aft sun mattress (Diamante Snow piping on seat backs)
- Diamante Snow forward sun mattress
- Thruster controls at the helm station: bow or stern to starboard, or bow and stern at 2 helm stations
- 2nd engine control at the port helm station
- Electric legs for cockpit tables + table cover
- Cockpit sun mattress
- Shore freshwater supply

Navigation electronics: B&G

- 4G Radar
- Chart table: Fixed RS90 VHF, AIS receiver + 2 H50 handsets
- 2 H5000 mast repeaters
- AIS 400 transceiver
- Forward Scan Sensor (Forward underwater vision)



BENETEAU **INTERIOR OPTIONS**

Layout versions

- Owner's cabin: 3 furnishing variations (sideboard, desk with seat or sofa)
- Starboard side cabin: 2 bunk beds (instead of heads)
- Forepeak cabin (in place of the sail locker):
 - Access through T70 deck hatch (with mosquito blind)
 - Headroom: 1,92 m / 6'4"
 - Stainless steel ladder, solid wood steps
 - 1 Bed (1,96 x 0,72 m - 0,43 m / 6'5" x 2'4" - 1'5") - foam mattress - PVC cover
 - Storage locker - Cupboard
 - Manual toilet + 50 L / 13 US Gal rigid holding tank - washbasin - shower head mixer tap (hot/cold water) - shower tray
 - 1 230 V socket, 2 LED ceiling lights, 2 LED reading lights

Ambiance

- Interior woodwork: Alpi brushed oak with Milano oak floors
- Interior upholstery:
 - Macadamia (+ grey Météor piping)
 - Accent Grey Taupe (+ grey Météor piping)
 - Leather
 - Ultraleather
- Carpet
- Elle deco kit (cushions & crockery)

Multimedia

- LED 40" TV on lifting system in the saloon - Fusion stereo (Bluetooth, USB, Dvd, MP3)
- LED 32" TV fixed in master cabin - Fusion stereo (Bluetooth, USB, Dvd, MP3)
- Multimedia network: Ethernet / Wi-fi with hard disk connected to optional TV sets

Domestic appliances

- All-electric galley
- Microwave oven
- Dishwasher - 6 people
- Washer dryer
- Fridge, 2 drawers, 144L / 38 US Gal
- Conservator, 2 drawers, 144L / 38 US Gal
- Ice maker
- Temperate wine cellar for 23 bottles, glass door
- Galley: electric pump (sea water)

On board comfort equipment

- Luxe folding saloon table with electric legs
- Vacuum cleaner system
- 17,5 kVA Generator (110 V) - with automatic switch off
- Water maker (100 l/h / 26 US Gal/hour)
- Heating (water system)
- Chilled water air conditioning especially for high temperatures (48000 BTU)
- Chilled water air conditioning for temperate climates
- Heating extension to forepeak cabin
- Air conditioning extension to forepeak cabin